


Jacobs Ladder – Variation

(With a Kansas Dugout Border)


Instructions by Jan Krueger, Hearthside Quilters Nook, for Mary Ellen Hopkins, Designer

This quilt is made up of nine blocks that are each made from four blocks of Buckeye Beauty. The fabrics and block position have been changed to produce Block “A” and Block “B.”

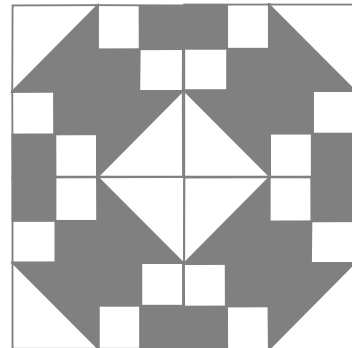
The 9-Patch set up is found on page 47 of *It's Okay If You Sit On My Quilt* by Mary Ellen Hopkins.



Make 16 for Block A (Dark)
and Make 20
for Block B (Medium)



Block A (Dark) - Make 4



Block B (Med.) - Make 5

Fabrics you will need (for a quilt approximately 37 x 37-inches)

- 1/2 yard dark fabric
- 1/2 yard medium fabric to shadow dark fabric
- 1 1/4 yards background fabric with movement (includes borders)
- Three sheets Triangle Paper[®], 2-inch finished

... for Kansas Dugout Border

- 1/3 yard - Color 1
- 1/3 yard - Color 2
- 1 yard black (includes border and binding)
- 1 1/4 yards backing and batting

Cutting and Construction

Block A (Dark) - Make four blocks

- Sheet up one page+ of Triangle Paper to equal 32 half-square units.
- Cut three - 1 1/2-inch strips dark fabrics for 4-Patches
- Cut three - 1 1/2 strips background fabric for 4-Patches

Make 32 - 4-Patches using 1 1/2-inch strips of dark fabric and background

Block B (medium) - Make five blocks (Cut same as for Block A)

Make 40 - 4-Patches using 1 1/2-inch strips of medium fabric and background

Make 40 - half-square triangle units using same method as above.

- Assemble units - Make 20

- Assemble blocks - Make 5

Lay out in 9-Patch set up
See page 47 of *It's Okay*
for color illustration

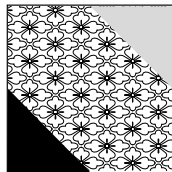
B	A	B
A	B	A
B	A	B

Kansas Dugout Border

- Cut three strips, 2 1/2-inches from color 1
- Cut three strips, 2 1/2-inches from color 2
- Cut three strips, 1 1/2-inches from background
- Cut three strips, 1 1/2-inches from black


Cut all strips into 2 1/2 and 1 1/2-inch squares

Make 30 units of each color with one background connector on one corner and one black connector on the opposite corner.



- Sew together touching same color connectors in zig-zag fashion in strips of 15 units. Make four borders.
- Border assembled, quilt with 1 1/2-inch strips of background, two times around.
- Add Kansas Dugouts in Log Cabin fashion. Finish with four 2 1/2-inch strips of black - one on each side.
- Layer, Quilt and bind...

... Another winner from Mary Ellen Hopkins



Visit me online at: www.hearthsidequiltersnook.com